



Board of Body Art Practitioners

Apprentice Sponsor

Application Manual

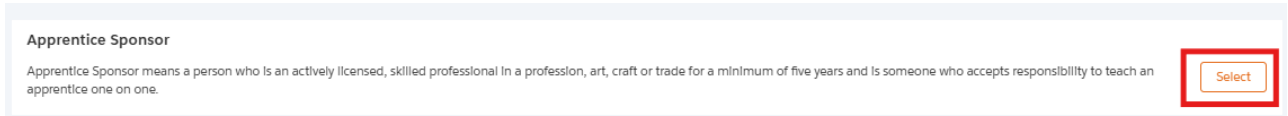
Table of Contents

Application for Apprentice Sponsor

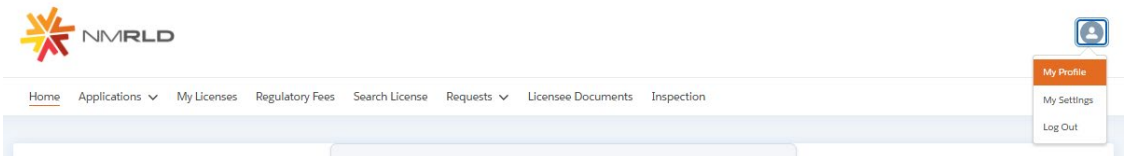
Select Application	3
Introduction	5
Basic Information Page	5
Questions Page	7
Upload Documents Page	8
Attestation Page	10
Payment Page	11

Application for Apprentice Sponsor

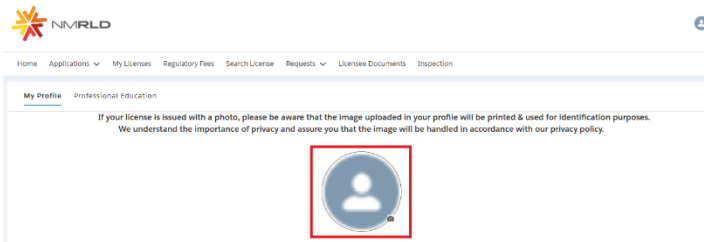
1. Click the “Select” button to the right of the Apprentice Sponsor license type.
* You must have at least one active license as Tattoo Artist, Body Piercing-Scarification Practitioner, or Permanent Cosmetic Practitioner in New Mexico to initiate this application. *



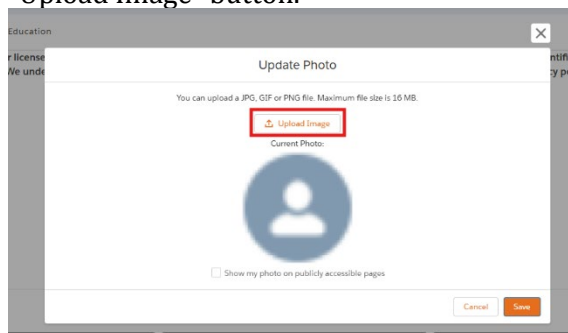
2. A profile picture is required to apply for this license. Please ensure that your profile picture has been uploaded to the portal before proceeding with your application.
 - a. If not, click on the profile picture circle in the upper right corner of your portal and select the “My Profile” button.



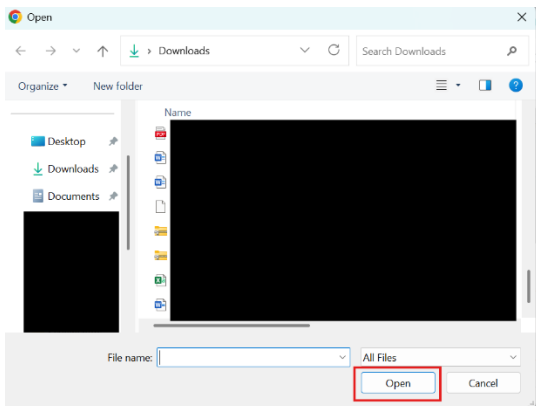
- b. Click on the profile picture circle to enable editing.



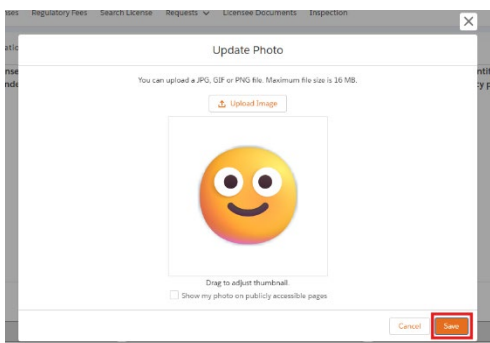
- c. Review the document size and type requirements before uploading, then select the “Upload Image” button.



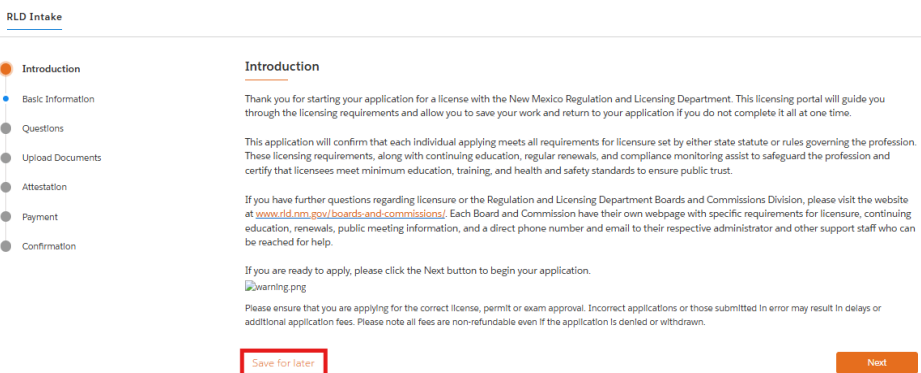
- d. Select the appropriate document from your files and then select “Open”



- e. You may click and drag the photo to center your thumbnail however you desire. Once you are finished, click on the “Save” button to save your changes. You may now start your application.



3. At any time of the application, you can select the “Save for later” option to save a draft of the application that you can return to and complete at your convenience. This will ensure you don’t lose any progress you have made if you can’t complete the application in one sitting.



- On the Introduction page, read through the information and select the “Next” button on the bottom right of the screen when you are done.

RLD Intake

- Introduction**
- Basic Information
- Questions
- Upload Documents
- Attestation
- Payment
- Confirmation


Introduction

Thank you for starting your application for a license with the New Mexico Regulation and Licensing Department. This licensing portal will guide you through the licensing requirements and allow you to save your work and return to your application if you do not complete it all at one time.

This application will confirm that each individual applying meets all requirements for licensure set by either state statute or rules governing the profession. These licensing requirements, along with continuing education, regular renewals, and compliance monitoring assist to safeguard the profession and certify that licensees meet minimum education, training, and health and safety standards to ensure public trust.

If you have further questions regarding licensure or the Regulation and Licensing Department Boards and Commissions Division, please visit the website at www.rld.nm.gov/boards-and-commissions/. Each Board and Commission have their own webpage with specific requirements for licensure, continuing education, renewals, public meeting information, and a direct phone number and email to their respective administrator and other support staff who can be reached for help.

If you are ready to apply, please click the Next button to begin your application.



Please ensure that you are applying for the correct license, permit or exam approval. Incorrect applications or those submitted in error may result in delays or additional application fees. Please note all fees are non-refundable even if the application is denied or withdrawn.

[Save for later](#)
Next

- On the Basic Information page, verify that all information is valid and up to date.

RLD Intake

- Introduction
- Basic Information**
- Questions
- Upload Documents
- Attestation
- Payment
- Confirmation

Basic Information

Carefully verify that all contact information is current and correct.

Communication regarding licensing and renewals may be sent through email, and any official legal communication regarding complaints and discipline will be sent to the mailing address on file. It is required that every applicant and licensee maintain a current email and mailing address with the board where mail is checked regularly.

Name changes or other updates to your personal information cannot be processed on this page. Any such changes must be made by clicking on the 'My Profile' button below.

Note: If you change any profile information, you will need to restart your application, so that your application reflects your updates.

[My Profile](#)

▼ Applicant Information

* First Name

Middle Name

* Last Name

Any other name(s)

* Phone Number

* Email Address

▼ Mailing Address

* Mailing Street

* Mailing City

* Mailing State

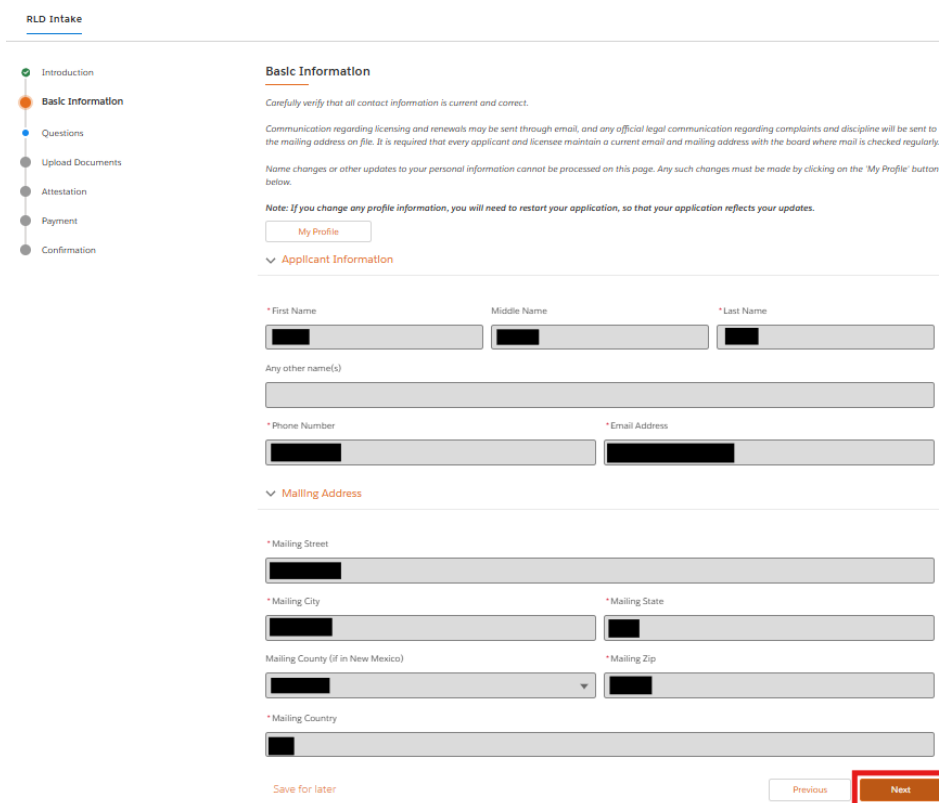
Mailing County (if in New Mexico)

* Mailing Zip

* Mailing Country

[Save for later](#)
[Previous](#)
[Next](#)

- If Yes, select the “Next” button at the bottom right of the page.



RLD Intake

- Introduction
- Basic Information**
- Questions
- Upload Documents
- Attestation
- Payment
- Confirmation

Basic Information

Carefully verify that all contact information is current and correct.

Communication regarding licensing and renewals may be sent through email, and any official legal communication regarding complaints and discipline will be sent to the mailing address on file. It is required that every applicant and licensee maintain a current email and mailing address with the board where mail is checked regularly.

Name changes or other updates to your personal information cannot be processed on this page. Any such changes must be made by clicking on the 'My Profile' button below.

Note: If you change any profile information, you will need to restart your application, so that your application reflects your updates.

[My Profile](#)

▼ Applicant Information

* First Name Middle Name * Last Name

Any other name(s)

* Phone Number * Email Address

▼ Mailing Address

* Mailing Street

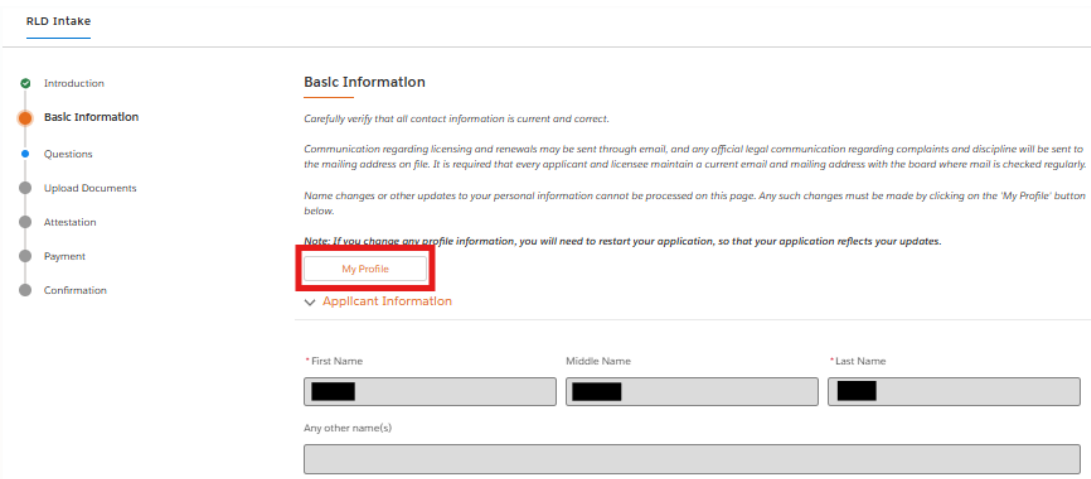
* Mailing City * Mailing State

Mailing County (if in New Mexico) * Mailing Zip

* Mailing Country

Save for later [Previous](#) [Next](#)

b. If **No**, select the “My Profile” button at the top left to update your information.



RLD Intake

- Introduction
- Basic Information**
- Questions
- Upload Documents
- Attestation
- Payment
- Confirmation

Basic Information

Carefully verify that all contact information is current and correct.

Communication regarding licensing and renewals may be sent through email, and any official legal communication regarding complaints and discipline will be sent to the mailing address on file. It is required that every applicant and licensee maintain a current email and mailing address with the board where mail is checked regularly.

Name changes or other updates to your personal information cannot be processed on this page. Any such changes must be made by clicking on the 'My Profile' button below.

Note: If you change any profile information, you will need to restart your application, so that your application reflects your updates.

[My Profile](#)

▼ Applicant Information

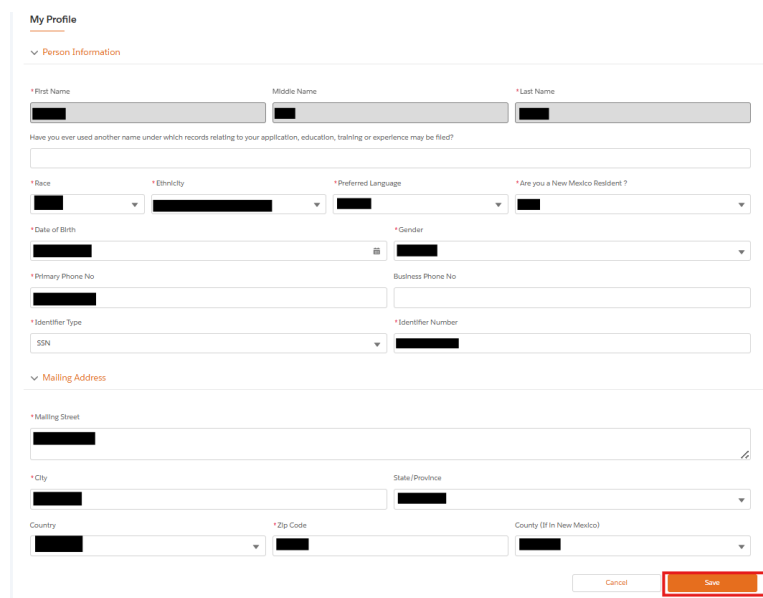
* First Name Middle Name * Last Name

Any other name(s)

i. Select the “Edit” button at the bottom right of the page.



- ii. Enter in all relevant updated data and select “Save” at the bottom right when completed.



- iii. You will need to restart your application to ensure the updated data is listed. Return to “Step 1: Apprentice Sponsor Application” to continue.

- 6. On the Questions page, please answer all questions accurately with the most recent information. Please provide any relevant details in the box below any questions marked with “Yes.” You are also required to upload any related documentation and other supporting documents on the Uploaded Documents page, later in this application.

RLD Intake

- Introduction
- Basic Information
- Questions**
- Upload Documents
- Attestation
- Payment
- Confirmation

Questions

* Do you certify that you are atleast 18 years old?
 Yes

Basic Life Support is not an accepted course
* Do you certify that you have been licensed, and practicing body art work in the same discipline for which you are applying as apprentice sponsor for a minimum of 5 years?
 Yes

* Do you certify that a copy of curriculum will be provided to the Board of Body Art Practitioners? You could deliver the copy of curriculum in person or by certified mail or share by email.
 Yes

Curriculum should include the requirements as stated in 16.36.2.15 NMAC. Curriculum should include references and resources to be used and methods of evaluation for each area covered.

* Have you had any disciplinary action taken against your professional license within the last 5 years?
 Yes
 No

* What type of apprentice sponsor are you applying for?

* Have you ever had an application or license in this profession denied, suspended, revoked, surrendered, or had any other form of discipline or disciplinary action by a licensing board in another state or jurisdiction?
 Yes
 No

* Have you been convicted of a felony offense in any jurisdiction that would be considered a disqualifying criminal conviction, as outlined in 16.36.4.9 NMAC?
 Yes
 No

* Are you currently more than thirty days in arrears in payment of amounts required to be paid pursuant to an outstanding judgment and order for child support in New Mexico or any other state?
 Yes
 No

A person who submits an application for an initial license or renewal of a license is not eligible for issuance of the license if the applicant is not in compliance with a judgment and order for support or subpoenas or warrants relating to paternity or child support proceedings.

Save for later Previous **Next**

7. To complete the Questions page, select the “Next” button at the bottom right of the page.

RLD Intake

- Introduction
- Basic Information
- Questions**
- Upload Documents
- Attestation
- Payment
- Confirmation

Questions

* Do you certify that you are atleast 18 years old?
 Yes

Basic Life Support is not an accepted course
* Do you certify that you have been licensed, and practicing body art work in the same discipline for which you are applying as apprentice sponsor for a minimum of 5 years?
 Yes

* Do you certify that a copy of curriculum will be provided to the Board of Body Art Practitioners? You could deliver the copy of curriculum in person or by certified mail or share by email.
 Yes

Curriculum should include the requirements as stated in 16.36.2.15 NMAC. Curriculum should include references and resources to be used and methods of evaluation for each area covered.

* Have you had any disciplinary action taken against your professional license within the last 5 years?
 Yes
 No

* What type of apprentice sponsor are you applying for?

* Have you ever had an application or license in this profession denied, suspended, revoked, surrendered, or had any other form of discipline or disciplinary action by a licensing board in another state or jurisdiction?
 Yes
 No

* Have you been convicted of a felony offense in any jurisdiction that would be considered a disqualifying criminal conviction, as outlined in 16.36.4.9 NMAC?
 Yes
 No

* Are you currently more than thirty days in arrears in payment of amounts required to be paid pursuant to an outstanding judgment and order for child support in New Mexico or any other state?
 Yes
 No

A person who submits an application for an initial license or renewal of a license is not eligible for issuance of the license if the applicant is not in compliance with a judgment and order for support or subpoenas or warrants relating to paternity or child support proceedings.

Save for later Previous **Next**

8. On the Upload Documents page, attach all requested and relevant documents to their designated column if required.

RLD Intake

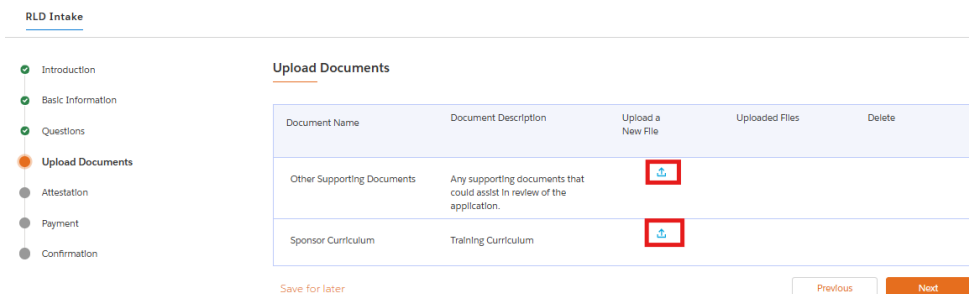
- Introduction
- Basic Information
- Questions
- Upload Documents**
- Attestation
- Payment
- Confirmation

Upload Documents

Document Name	Document Description	Upload a New File	Uploaded Files	Delete
Other Supporting Documents	Any supporting documents that could assist in review of the application.			
Sponsor Curriculum	Training Curriculum			

Save for later Previous **Next**

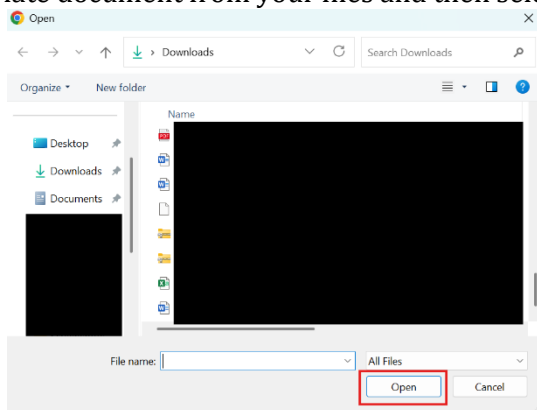
- a. Select the blue upload icon in each section to upload a document.



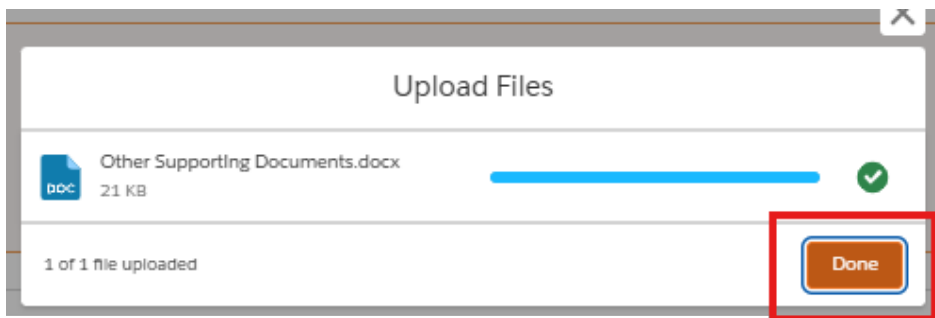
- b. Review the document size and type requirements before uploading, then select the Upload File button.



- c. Select the appropriate document from your files and then select "Open"



- d. The file will notify you when it's completed. Select the "Done" button when it's completed.



- e. You will be able to see your document added and can then select the "Close" option.

Upload

Please attach a copy of the required document.

Note that:
1. File size should not exceed 50MB.
2. The submissions can be accepted only of type doc, docx, pdf, png, ppt, zip, jpeg, txt, xls.
3. Documents may be uploaded as individual files or as a single merged file on the next page.

Or drop files

Other Supporting Documents.docx

- f. You will be able to see the documents in each section once you have completed the uploads.

RLD Intake

- Introduction
- Basic Information
- Questions
- Upload Documents**
- Attestation
- Payment
- Confirmation

Upload Documents

Document Name	Document Description	Upload a New File	Uploaded Files	Delete
Other Supporting Documents	Any supporting documents that could assist in review of the application.			
Sponsor Curriculum	Training Curriculum			

[Save for later](#)

- g. Once all documents are added, select the orange “Next” button.

RLD Intake

- Introduction
- Basic Information
- Questions
- Upload Documents**
- Attestation
- Payment
- Confirmation

Upload Documents

Document Name	Document Description	Upload a New File	Uploaded Files	Delete
Other Supporting Documents	Any supporting documents that could assist in review of the application.			
Sponsor Curriculum	Training Curriculum			

[Save for later](#)

9. On the Attestation page, review the statement on the screen. Then select the checkbox to certify your agreement. After, enter your name and select the “Next” button at the bottom right.

RLD Intake

- Introduction
- Basic Information
- Questions
- Upload Documents
- Attestation**
- Payment
- Confirmation

Attestation

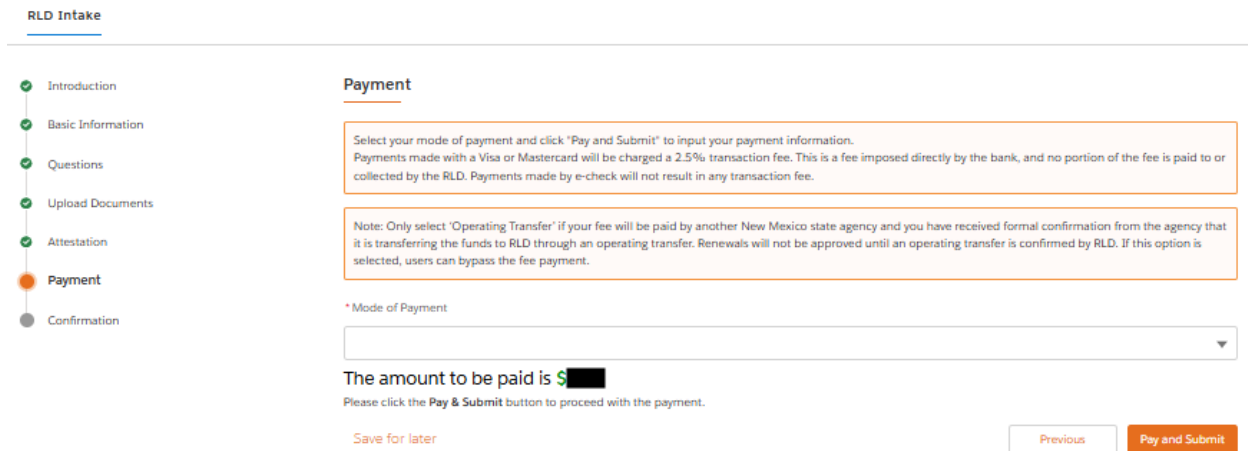
Application Attestation

I hereby certify that I am the person described and identified in this application; this application contains no willful misrepresentation; and the information given by me is true and complete to the best of my knowledge and belief. I further certify I will, upon receipt, read the New Mexico Dental Health Care Act and Rules and fully understand that I bind myself to be governed by them.

* Applicant Name Date

[Save for later](#)

10. On the Payment page, review the notice before making any selections.



RLD Intake

- Introduction
- Basic Information
- Questions
- Upload Documents
- Attestation
- Payment**
- Confirmation

Payment

Select your mode of payment and click "Pay and Submit" to input your payment information. Payments made with a Visa or Mastercard will be charged a 2.5% transaction fee. This is a fee imposed directly by the bank, and no portion of the fee is paid to or collected by the RLD. Payments made by e-check will not result in any transaction fee.

Note: Only select "Operating Transfer" if your fee will be paid by another New Mexico state agency and you have received formal confirmation from the agency that it is transferring the funds to RLD through an operating transfer. Renewals will not be approved until an operating transfer is confirmed by RLD. If this option is selected, users can bypass the fee payment.

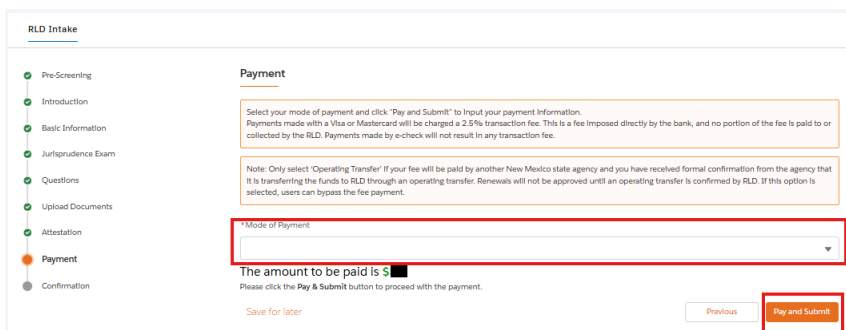
* Mode of Payment

The amount to be paid is \$

Please click the **Pay & Submit** button to proceed with the payment.

Save for later Previous **Pay and Submit**

- Select a Mode of Payment then the "Pay and Submit" button. When selecting either Credit Card (Visa or Mastercard) or E-Check as your payment method, a new tab will open directing you to the Cybersource Payment Gateway screen. Please disable any pop-up blockers to ensure the page opens correctly in the new tab.
- Note: Payment is a separate system and your credit card info is not stored or saved by RLD. Cybersource is a SoNM billing platform, and this is not phishing or other malware. Upon payment completion, you will receive a payment receipt to the email address you have entered in the Payment Gateway.*



RLD Intake

- Pre-Screening
- Introduction
- Basic Information
- Jurisprudence Exam
- Questions
- Upload Documents
- Attestation
- Payment**
- Confirmation

Payment

Select your mode of payment and click "Pay and Submit" to input your payment information. Payments made with a Visa or Mastercard will be charged a 2.5% transaction fee. This is a fee imposed directly by the bank, and no portion of the fee is paid to or collected by the RLD. Payments made by e-check will not result in any transaction fee.

Note: Only select "Operating Transfer" if your fee will be paid by another New Mexico state agency and you have received formal confirmation from the agency that it is transferring the funds to RLD through an operating transfer. Renewals will not be approved until an operating transfer is confirmed by RLD. If this option is selected, users can bypass the fee payment.

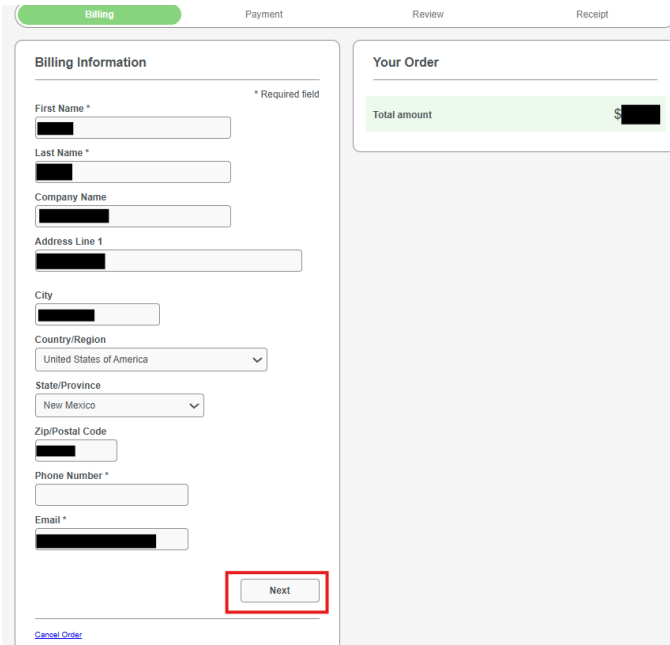
Mode of Payment

The amount to be paid is \$

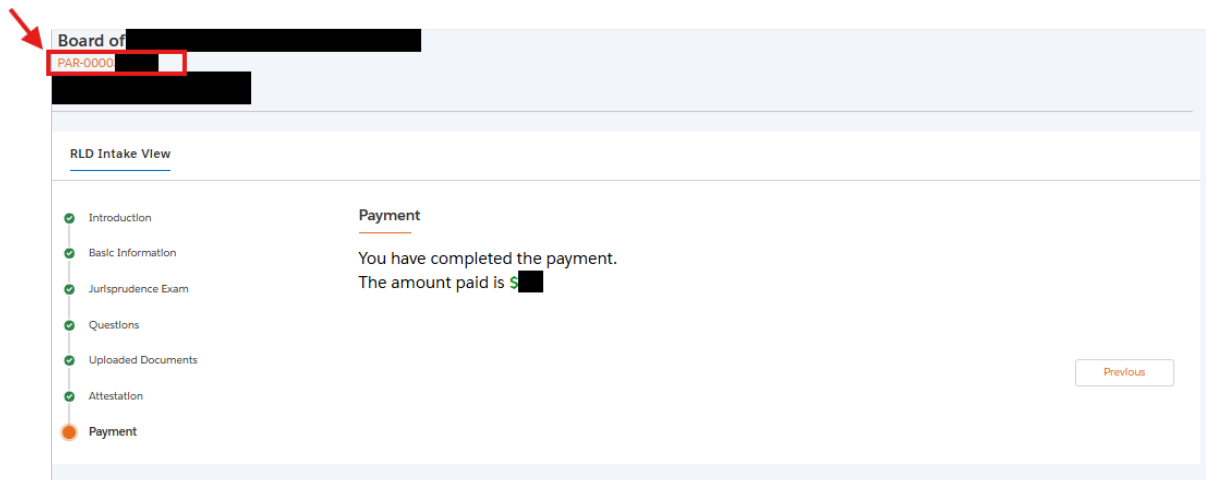
Please click the **Pay & Submit** button to proceed with the payment.

Save for later Previous **Pay and Submit**

- Ensure all required fields are completed and click "Next" button to proceed through entire payment.



11. Once your payment is completed, your application is now complete and will be submitted for approval. To check the status of your application, please contact your board or division directly. Please be sure to reference your application number, which begins with **PAR-** and can be found at the top of your application.



12. On the home page, the application will appear under My Applications with **Submitted** status.

Licenses & Applications

My Applications

Application ID	License Type	Application Type	Applied Date	Status	Action
PAR-0000 [REDACTED]	[REDACTED]	New	10/7/2025	Draft	
PAR-0000 [REDACTED]	[REDACTED]	New	7/29/2025	Draft	
PAR-0000 [REDACTED]	[REDACTED]	New	7/28/2025	Submitted	View Review Checklist

[View All](#)